



Café Table Specification

Features

Designed to accommodate four to six people, these tables with sleek, contemporary looks can be used for small group work, distance learning or administrative areas. They also offer the option of integrated power and USB connectivity

Top Material

The 1 1/4" thick WORK SURFACE consists of a 45 bl density particle board core with a 0.030" high pressure laminated surface and a 0.020" melamine backer sheet. The edge of the tabletop features your choice of a bumper t-mold, which is then fastened to the underside of the work surface every 6 to 8 inches to assure a long lasting fit.



AST132-4860CC

AST132-4860



Cafe tables

**LIFETIME
WARRANTY**



AST040



AST040CC



AST134



Café Table Specification



AST034-4272CC



AST034-4272



AST032-3672CC



AST040-3636CC



AST034-3636



AST032-3672



AST130-3672CC



AST130-3672



AST033-3672CC



AST131-4272CC



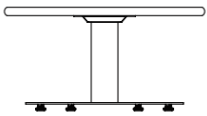
AST131-4272



AST033-3672

Model	W''	D''
AST032-3672	36	72
AST032-3672CC	36	72
AST033-3672	36	72
AST033-3672CC	36	72
AST034-4272	42	72
AST034-4272CC	42	72
AST040-3636	36	36
AST040-3636CC	36	36
AST040-D30CC	30	30
AST040-D40CC	40	42
AST040-D42CC	42	42
AST040-D48CC	48	48
AST130-3672	36	72
AST130-3672CC	36	72
AST131-4272	42	72
AST131-4272CC	42	72
AST131-4860	48	60
AST131-4860CC	48	60
AST133-3648	36	48
AST134-3232	32	32

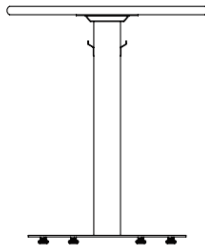
Available in five heights



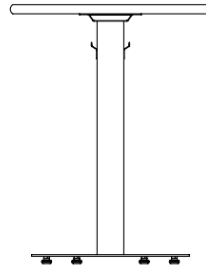
**16''
COFFEE**



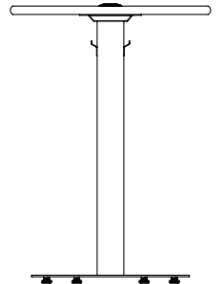
**29''
SITTING**



**36''
K-8 STANDING**



**40''
WORKING**



**42''
STANDING**