



Activity Tables Specification



Leaf table with markboard top

Features

- ALBATROSS Shape table offer choice of more than 20 standard laminate color, markerboard top option, viny T-mold edge banding and Lock edge banding
- Shaped desks are ideal for individual or group activities and can be arranged in various configurations for shared connectivity or for individual work
- ALBATROSS design Lab provides high quality classroom furniture to meet your needs, backed by a limited lifetime warranty

Top

- Desktops with T-molded edge are made by $\frac{3}{4}$ ", 1", 1 $\frac{1}{4}$ " particle board core with high-pressure laminate top or markerboard top
- Desktops with LockEdge are made by $\frac{3}{4}$ " / 1" MDF core with high pressure laminate top or markerboard top.
- LockEdge polyurethane coating is sprayed directly on to table edge surfaces, creating a permanent seal that is impervious to bacteria and moisture for easier maintenance and long-lasting durability
- Tables 60" or longer include a deep formed, 20-gauge steel stretcher bar attached under the top which adds structural strength and prevents any possible sagging.



Activity tables

**LIFETIME
WARRANTY**



Rectangle Table



Trapezoid Table




Round Table



Kidney Table

Activity Tables Specification


Features




T-molded Edge Band is Spot-Nailed to prevent it From Pulling Away from the Edge



Extra-Durable LockEdge Coating is Sprayed on. Creating a Permanent Seal that is Impervious to Bacteria and Moisture



Standard: Pre-drilled holes and metal insert nut prepared



Option: Quick Connect Bracket



Option: 2 1/2" wheel with brake

Model	Size	Shape
AST014TR-3654	36" x 54"	Rectangle
AST014TR-3660	36" x 60"	Rectangle
AST014TR-3672	36" x 72"	Rectangle
AST014TR-4260	42" x 60"	Rectangle
AST014TR-D36	36"	Round
AST014TR-D42	42"	Round
AST015TR-D48	48"	Round
AST028TR-S36	36"	Square
AST028TR-S42	42"	Square
AST028TR-S48	48"	Square

Legs

ACC086 Series adjustable

- Black upper, chrome lower
- 11 gauge triangle plate
- 2" tubing, 16 gauge upper
- 1 4/5" tubing, 16 gauge insert
- Nylon glide.



• ACC081
Code: (TR)

• ACC086
(FR)

Model	Size	Shape
AST014TR-2436	24" x 36"	Rectangle
AST014TR-2448	24" x 48"	Rectangle
AST014TR-2454	24" x 54"	Rectangle
AST014TR-2460	24" x 60"	Rectangle
AST014TR-2472	24" x 72"	Rectangle
AST014TR-3048	30" x 48"	Rectangle
AST014TR-3054	30" x 54"	Rectangle
AST014TR-3060	30" x 60"	Rectangle
AST014TR-3072	30" x 72"	Rectangle
AST014TR-3084	30" x 84"	Rectangle
AST014TR-3096	30" x 96"	Rectangle

Model	Size	Shape
AST016TR-2448	24" x 48"	Trapezoid
AST014TR-3060	30" x 60"	Trapezoid
AST017TR-3672	36" x 72"	Kidney
AST017TR-4872	48" x 72"	Kidney
AST017TR-4896	48" x 96"	Kidney
AST018TR-4872	48" x 72"	Horseshoe
AST029TR-C48	48"	Clover
AST011TR-L48	48"	Leaf

ACC081 Series adjustable

- Black upper, chrome lower
- 11 gauge triangle plate
- 1 1/4" tubing, 16 gauge upper
- 1" tubing, 16 gauge insert
- Nylon swivel glide.

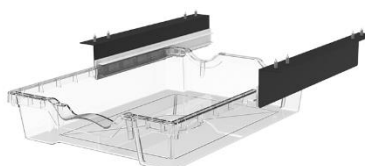
Height arrange

- ACC081ST: 20"-29", 1 increments
- ACC081K: 15"-24", low range
- ACC086ST: 20"-29", 1 increments
- ACC086K: 15"-24", low range

Options



Book box
21" x 14" x 4"



Guide rail tray
16" x 12" x 3"